

Installation Instruction



IP66

IK08

LiFePO4 12.8VDC



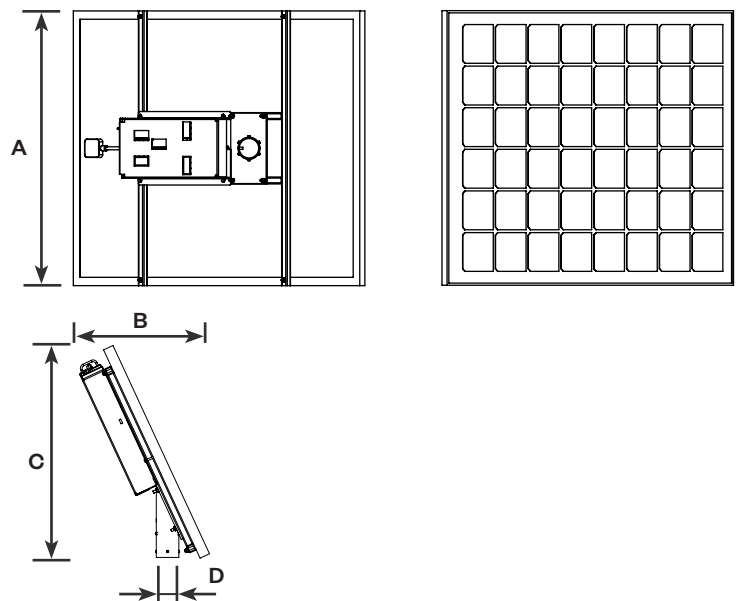
IMPORTANT

10/630/18 REV B

- THIS PRODUCT IS DESIGNED TO OPERATE OUTDOORS.
- DO NOT STARE AT THE OPERATING LIGHT SOURCE.
- PERSONNEL TO WEAR PROTECTIVE SAFETY GLASSES COMPLIANT WITH EN166 1F/EN169-5 WHEN COMMISSIONING OR MAINTAINING THIS PRODUCT.
- LEDS CONTAINED WITHIN THIS LUMINAIRE SHALL ONLY BE REPLACED BY THE MANUFACTURER, THEIR SERVICE AGENT OR SIMILAR QUALIFIED PERSON.

PRODUCT DETAILS

	100W	200W	300W
WINDAGE* (m ²)	0.66	1.26	1.79
WEIGHT** (kg)	17.5	22.5	28
A (mm)	800	1480	1640
B (mm)	434	437	484
C (mm)	692	712	914
D (mm)	Ø 60/76	Ø 60/76	Ø 60/76



*Windage stated is for 60-70 ° incline from the horizontal axis.

**Weight stated is without the battery.

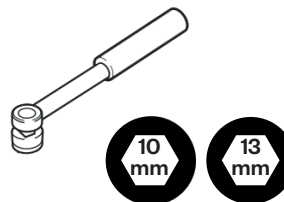
SUPPLIED PARTS

- 1 X SOLAR LUMINAIRE;
1 X TORINO SOLAR PANEL ASSEMBLY:
- 1 X SOLAR PANEL..... (A)
 - 1 X BRACKET..... (B)
 - 1 X COLUMN MOUNT..... (C)
 - 1 X BATTERY..... (D)
 - 1 X BATTERY COVER..... (E)
 - 2 X BRACER L BAR..... (F)
 - 1 X SPLITTER..... (G)
 - 1 X BATTERY LEAD + CONNECTOR..... (H)
 - 4 X M8x40 HEX BOLTS..... (I)
 - 4 X M8x50 HEX BOLTS..... (J)
 - 8 X M8 NYLOC NUTS..... (K)
 - 8 X M8 SHAKE-PROOF WASHER..... (L)
 - 4 X M6x35 HEX BOLTS..... (M)
 - 4 X M6 SHAKE-PROOF WASHER..... (N)
 - 4 X M6 NUTS..... (O)
 - 6 X M8x10 GRUBSCREWS..... (P)
 - 6 X CABLE TIES..... (Q)

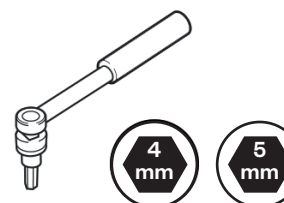
TOOLS REQUIRED

Tools not supplied unless otherwise stated.

- ① TORQUE WRENCH (STANDARD SOCKET)



- ② TORQUE WRENCH (HEX BIT)



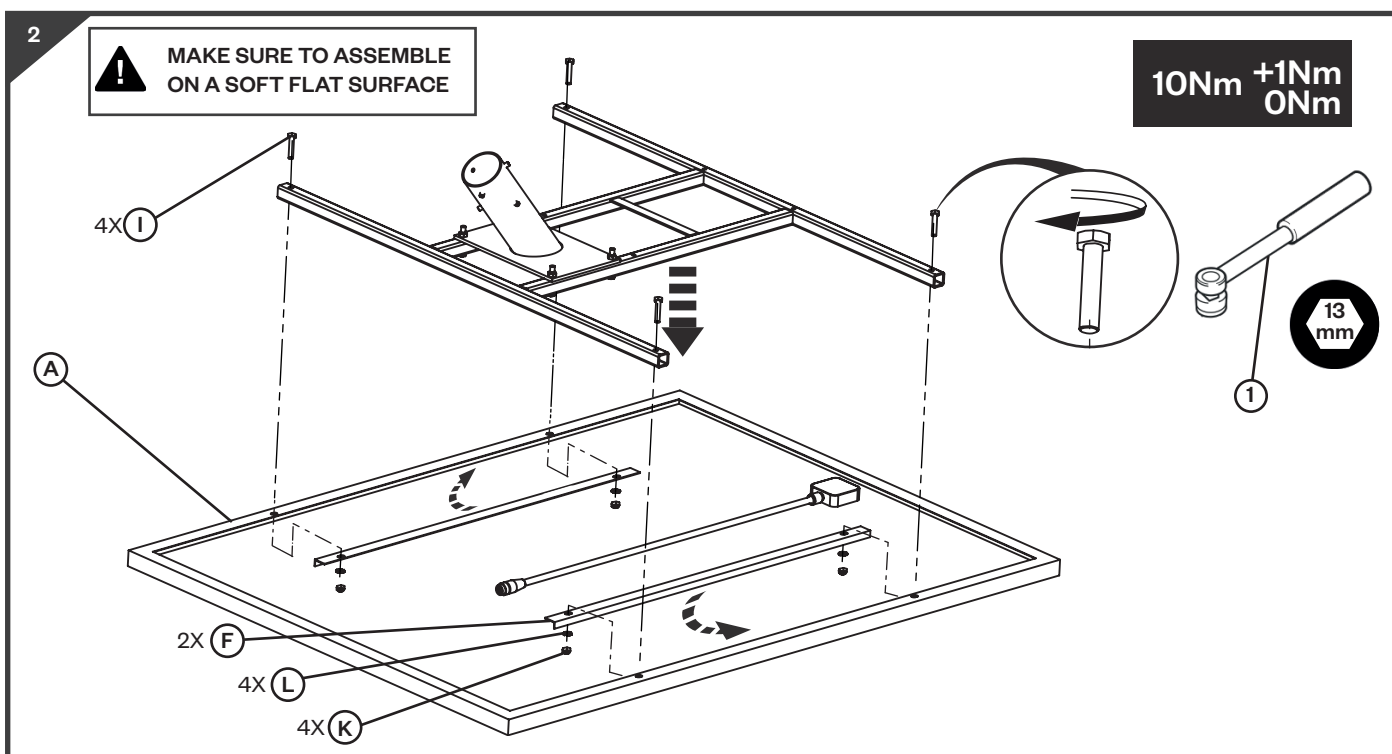
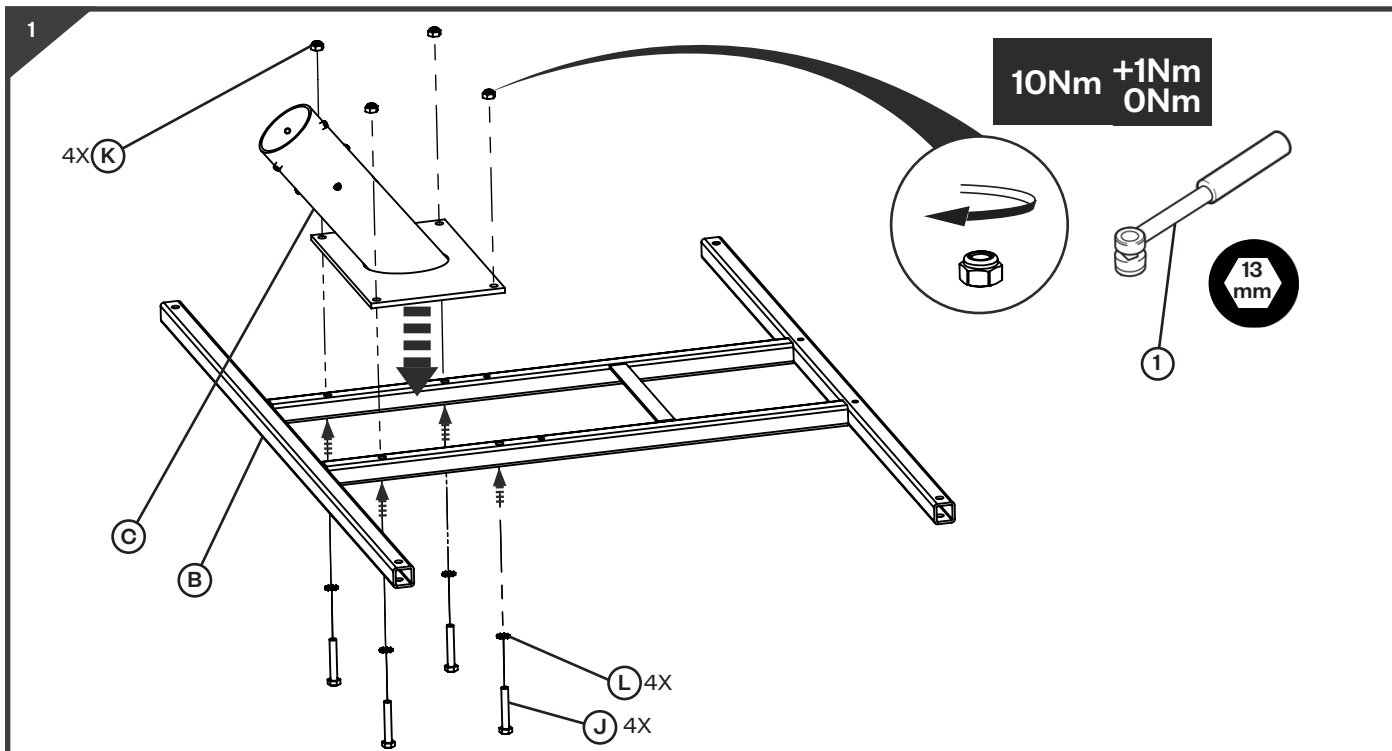
DW Windsor

Pindar Road, Hoddesdon, Hertfordshire, EN11 ODX

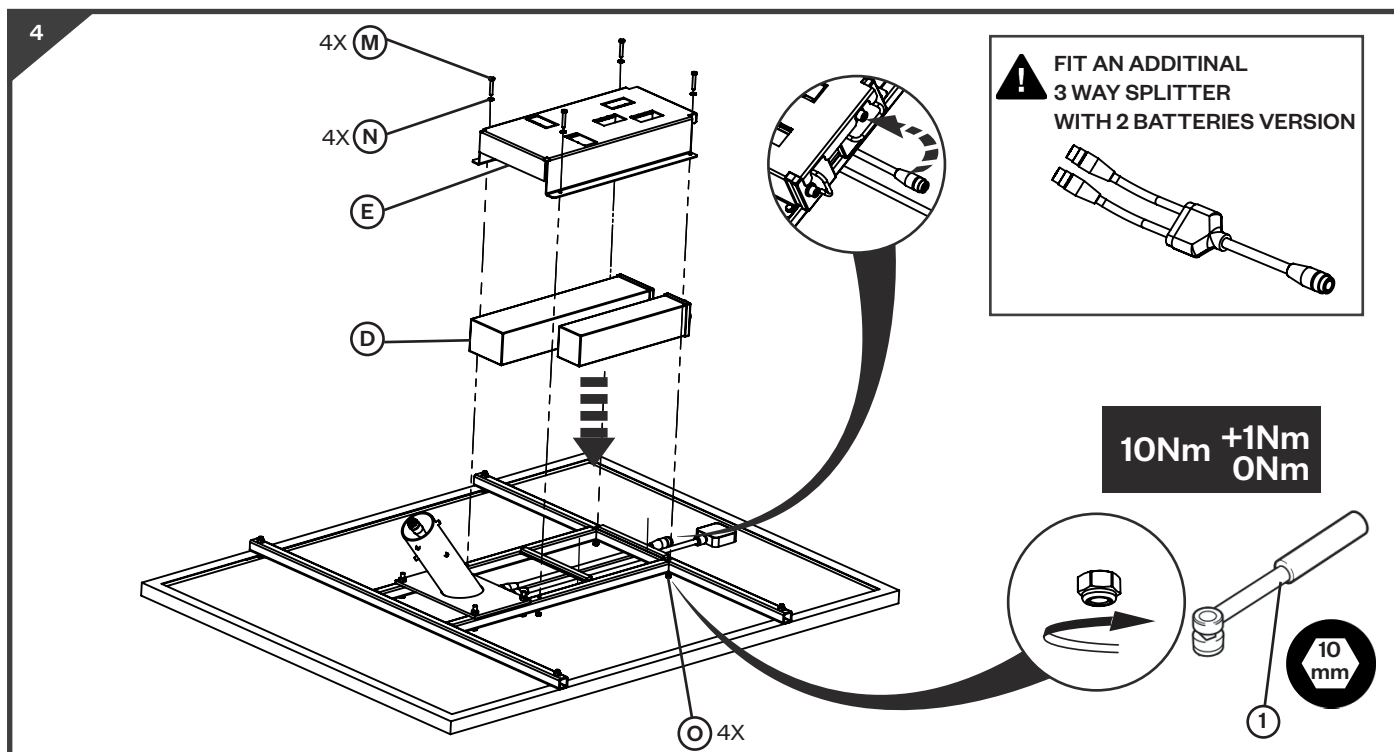
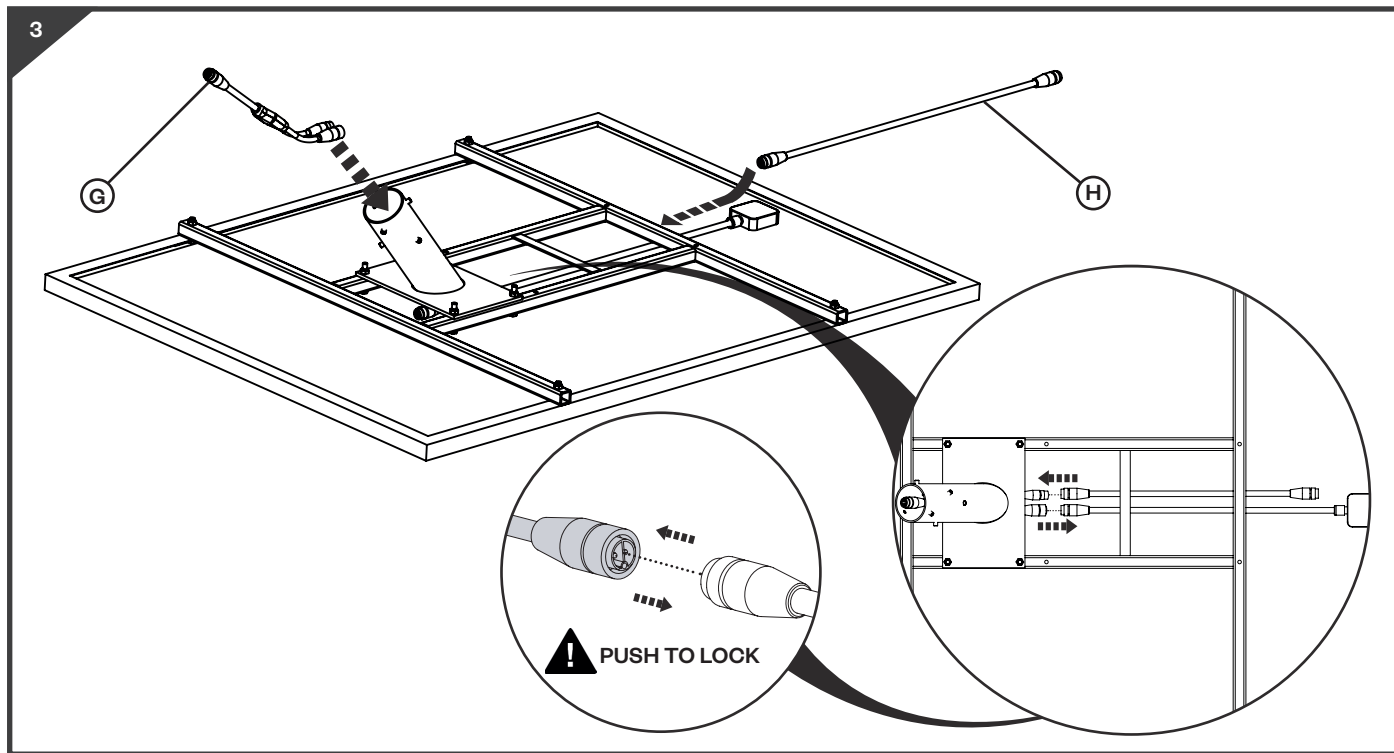
T: +44 (0) 1992 474600 | E: info@dwwindsor.com

dwwindsor.com

SOLAR PANEL ASSEMBLY



BATTERY CONNECTION



LUMINAIRE AND SOLAR PANEL FIXTURE

